

WELCOME TO



CRASH COURSE


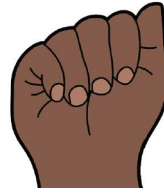
Created by: Noe Turcios

Edited by: Andrew Biskupiak, John Isaacson, & Manuel Rivero-Ninacevich

WHAT DOES THE DEAF COMMUNITY CONSIST OF?

- **Deaf community is RICH in diversity!**
 - Different language abilities and/or preferences
 - Different family types
 - Different educational experiences
 - And many more!
- **Some of us are culturally “D”eaf, some of us are deaf, some of us are hard of hearing. All of us are not HEARING IMPAIRED.**

WHAT IS ASL?




- **American Sign Language (ASL) is a visual language.**
- **ASL is not a universal language- each country has its own sign language and regions have dialects, much like the many languages spoken all over the world.**
- **ASL is used predominantly in the United States and in many parts of Canada.**

(National Association of the Deaf, 2018)

WHICH HAND?



- **Use your dominant hand. If you are right handed, use the right hand to sign (one-hand sign) or fingerspell. Same for lefty.**
- **Non-dominant hand considered stationary hand.**
 - WORK
 - LEARN
- **When signs are symmetrical, use both hands in the same movement.**
 - TEACH
 - PLAY



INTRODUCE YOURSELF

Different phrases to introduce yourself:

- **MY NAME** _____
- **ME NAME** _____
- **I/ME** _____



ASK FOR NAME

Different phrases to ask for someone's name:

YOUR NAME WHAT?

YOU NAME WHAT?

YOU NAME?

Note: When you ask a WH-question (WHAT, WHERE, WHICH, WHO and WHEN), frown your eyebrows.

GREETINGS AFTER INTRODUCTION

NICE MEET YOU

NICE MEET YOU TOO

YOU TOO



LET'S INTRODUCE EACH OTHER

Pick your partner to practice

A: HELLO

B: YOUR NAME WHAT?

A: ME NAME _____ . YOU NAME?

B: ME _____ . NICE MEET YOU

A: YOU TOO

GREETINGS

HELLO

HOW ARE YOU?

GOOD

FINE

TIRED

OK-OK

HUNGOVER

GOODBYE

GOOD MORNING

GOOD AFTERNOON

GOOD NIGHT



BASIC VOCABULARY

YES

NO

AGAIN

NOT

WANT

NEED

SORRY

HELP

KNOW

UNDERSTAND

DON'T KNOW

RIGHT

WRONG

PLEASE

THANKS

LIKE

GO

STOP




VOLLEYBALL POSITION SIGNS

- **Middle**
- **Opposite**
- **Outside Hitter**
- **Setter**
- **Libero**
- **Defensive Specialist**



VOLLEYBALL SIGNS

- **GAME**
- **PLAY**
- **OUT**
- **IN**
- **GAME POINT**
- **PASS**
- **SET**
- **HIT**
- **KILL**
- **DIG**
- **BLOCK**





ASL LGBT SIGNS & SLANGS

GIRL OR GURL

DRAG QUEEN

TOP

BOTTOM

VERSATILE

HOOK UP

DATE

BAR

YAS

TEA

NO

SHADE

DANCE

MUSIC

DRINK

EAT

CUTE

HOT

BITCH

SWEET

FUNNY

HOT MESS

GET-TO-KNOW-EACH-OTHER DIALOGUE

Pick your partner to practice making a dialogue in ASL

A: HELLO. HOW YOU?

B: Give answer. YOUR NAME WHAT?

A: ME NAME _____. YOU NAME?

B: ME _____. NICE MEET YOU

A: YOU TOO

B: WANT GO BAR DRINK?

A: Give answer (YES or NO).

Let's be real
here...

COMMUNICATING WHILE PLAYING VOLLEYBALL

- **We understand that it takes a lot of time and practice to memorize a new language and to be able to use it without struggling.**
- **We also understand that, as you all are still new to learning ASL, it might be not the best option for you to communicate with deaf players while playing on court**
- **So, what is the best way to communicate with deaf players on court? GESTURE!**

CHALLENGE



THANK YOU FOR COMING!



If you ever have any questions about ASL or Deaf culture, please feel free to ask us.