

Officiating Clinic

# Agenda

- Overview
- Specific Officials and Roles
- Administering the Match
- Specific Rules
- Conclusion
- Questions

# Overview

- USAV Rules unless otherwise noted in DCPVL Rules of Play
- Officials are there to:
  - *Ensure adherence to all Rules of Play*
  - *Promote fair competition and sportsmanship*
- Signaling requires a whistle, make sure you have a good one, they are \$5-7 on Amazon or at any sporting goods store

# Specific Officials

- R1 or Up Ref
- R2 or Down Ref
- Line Judge
- Scorekeeper

# Scorekeeper Responsibilities

## ➤ Pre-match

- Verifying Playing Teams Roster attendance
- Noting any substitute players

## ➤ During Match

- Flipping running score
- Record final scores at the completion of each set

## ➤ Post-match

- Verify final set scores
- Obtain Captains' Signatures
- Record MVP votes

# Line Judge Responsibilities

## ➤ Pre-match

- With R2, Verify antennas are lined up with court lines

## ➤ During Match

- Stand on back left corners (as you face the net)
- Service:
  - *Watch the back line for potential service line faults*
- Rally:
  - *Watch back line and sidelines for ball in/out*
  - *Watch antennae for violations*
  - *Watch blockers and receiving players for ball touch*
  - *Watch for players entering the adjacent court (leaving the play area)*
- Always provide a signal to the R1/Up Ref (as long as your view was not obstructed) for Ball In, Ball Out, and Ball Touch. This includes instances where the call was made on the other side of the court.

## ➤ Post-match

- Give input on MVP vote

# Line Judge Calls

Call	Explanation	Signal Description
<b>Service Line Fault</b>	Server steps on or beyond the back line before ball is served	Wave with one hand and point to the back line with the other hand
<b>Antenna Fault</b>	Either 1) ball makes contact with the antenna, 2) ball makes contact with the net system outside of the antennae, or 3) ball passes to the other side of the court outside of the antennae	Wave with one hand and point to the antenna with the other hand
<b>Ball Touched</b>	Ball makes contact with a player on the defensive team	Hold left arm up with 90 degree bend in the elbow with back of hand facing the Up ref and brush right hand's fingers against the left hand's fingers
<b>Ball In</b>	Ball lands inside the court	Hold both arms out from the body at a downward 45 degree angle towards the court with palms down
<b>Ball Out</b>	Ball lands outside the court without being touched by the defending team	Hold both arms out in front of the body at an upward 90 degree angle with palms towards the face
<b>Ball out of Play</b>	Ball leaves valid playing area (e.g., crosses into another court)	Same signal as "Ball Out"
<b>Judgment Impossible</b>	Cannot make an informed call (this should ONLY happen when view is totally obstructed, use only when necessary)	Raise and cross both arms and hands in front of the chest

Crossing Space Faults, Ball Touched an Outside Object or Foot Fault by any Player During Service



Ball Touched



Ball "Out"



Judgment Impossible



# R2 / Down Ref Responsibilities

## ➤ Pre-match

- With Line Judges, Verify antennas are lined up with court lines

## ➤ During Match

- Stand on the opposite side of the net from the ball

*Example: During the serve the R2 should be standing & observing the receiving team. Once the ball crosses the plan of the net the R2 should move to the opposite side of the net and observe the play through the net*

- Service:

- *Watch for rotation violations by the receiving team*

- Rally:

- *Watch for net violations*
- *Watch for ball touches (especially from the block)*
- *Watch for center line violations*
- *Watch the sideline for Ball In/Out*
- *Watch for 4 contacts (e.g., an attacking player hits the ball into the net without touching the block and the attacking team then tries to play the ball)*

- Mirror all signals by the Up Ref other than the Beckon to Serve

## ➤ Post-Match

- Give input on MVP vote



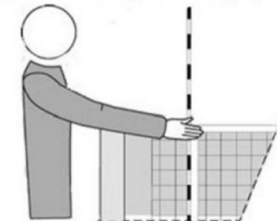
# R2 / Down Ref Calls

Call	Explanation	Signal Description
<b>Out-of-Rotation</b>	Players must be positioned correctly in relation to the players on either side of them according to the rotation until the ball is served. Violations can include 1) players in the wrong position when the ball is served, 2) the setter or another player changing positions too early (before serve contact is made), 3) the libero being positioned in front of front row players during service	Use one hand to make a circular motion, like waxing a car, indicate where the rotation error is & help the team to correct it
<b>Net Violation</b>	A player from either side makes contact with the net between the antennae	Hold one arm straight out in front of the body & against the net
<b>Ball In</b>	Ball lands inside the court	Point the arm and fingers toward the floor
<b>Ball Out</b>	Ball lands outside the court without being touched by the defending team or an antenna violation is assessed	Raise the forearms vertically, hands open, palms toward the body
<b>Ball Touched</b>	Ball makes contact with a player on the defensive team	Hold left arm up with 90 degree bend in the elbow and back of hand facing the Up ref while the right hand is held at a 90 degree angle and pressing fingers to fingers

Positional or Rotation Fault



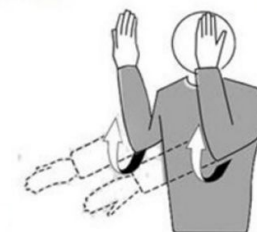
(1) Net Touched by Player  
(2) Served Ball Fails to Pass to the Opponent Through Crossing Space



Ball "In"



Ball "Out"



Ball Touched



# R2 / Down Ref Calls (cont.)

Call	Explanation	Signal Description
<b>Center Line Violation</b>	Full body part of player involved in play completely crosses the center line	Use the index finger of one hand to point at the Center Line
<b>4 Contacts</b>	Team contacts the ball 4 times in a row during a play	Hold up 4 fingers on one hand
<b>Substitution</b>	A team substitutes one player on the court for one player on the sideline (not used for Libero)	Circular motion of the forearms around each other
<b>Timeout</b>	A team calls a timeout between rallies, before the 2 minute warning	Place the palm of one hand over the fingers of the other, held vertically (forming a "T") and then indicate the requesting team

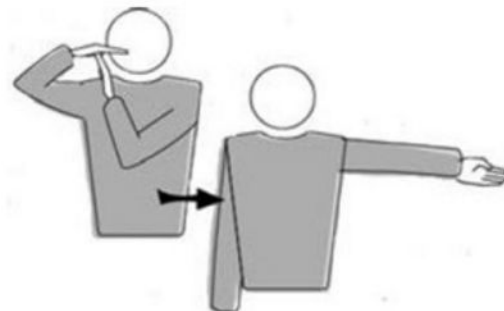
Penetration into the Opponent Court



Four Hits



Time-Out



Substitution



# R1 / Up Ref Responsibilities

## ➤ Pre-match

- Captains' coin toss to establish side & service for first set (switch sides and serve for 2<sup>nd</sup> set and conduct another coin toss for the 3<sup>rd</sup> set)
- Make sure that R2, Line Judges, and Scorekeeper understand their responsibilities

## ➤ During Match

- Stand on the ref stand directly inline with net pole
- Service:
  - *Beckon the server to begin the rally*
  - *Watch for service line violations*
  - *Watch for rotation violations on the serving team*
- Rally:
  - *Indicate which team won the point after each rally, before signaling the call*
  - *Watch for judgement calls (lift/catch, double contact)*
  - *Watch for net and center-line violations*
  - *Watch for Ball Touches off the block and/or defenders*

# R1 / Up Ref Responsibilities (cont.)

- Rally (cont.):
  - *Watch for Ball In/Out*
  - *Watch for 4 contacts*
  - *Watch for illegal attacks/blocks*
  - *Watch for players illegally reaching over the net*
  - *Look to your R2 and Line Judges for assistance in making calls*
  - *Monitor player behavior for conduct violations*
- Other:
  - *Watch for timeout requests from captains*
  - *Pay attention to the score and signal when the set/match has concluded*
  - *Conduct a second coin flip after the 2<sup>nd</sup> set*
- The R1 is the head referee on the court and can overrule any call by another referee. The other referees can discuss their opinion with the R1 on plays that they clearly witnessed, but should be supportive of the R1 once a final decision has been made.

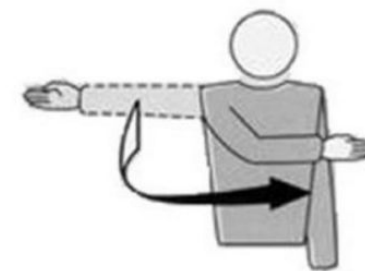
## ➤ Post-match

- Double check scores entered for each set
- Ensure Captains have signed the score sheet
- Give input on MVP vote

# R1 / Up Ref Calls

Call	Explanation	Signal Description
<b>Beckon to Serve</b>	Once both teams are set, indicates to the server that they are now allowed to begin the rally. Rallies cannot begin until the R1 has beckoned the server	Extend arm to the side of the serving team. Whistle and bring the extended hand across your body to the opposite shoulder simultaneously
<b>Side Out</b>	Indicates which side has won the point. To be used before each official call that ends a rally	Extend the arm to the side of the team that won the point and will serve next
<b>Out-of-Rotation</b>	Players must be positioned correctly in relation to the players on either side of them according to the rotation until the ball is served. Violations can include 1) players in the wrong position when the ball is served, 2) the setter or another player changing positions too early (before serve contact is made), 3) the libero being positioned in front of front row players during service	Use one hand to make a circular motion, like waxing a car, indicate where the rotation error is & help the team to correct it
<b>Service Line Fault</b>	Server steps on or beyond the back line before ball is served	Wave with one hand and point to the back line with the other hand
<b>Center Line Violation</b>	Full body part of player involved in play completely crosses the center line	Use the index finger of one hand to point at the Center Line

## Authorization to Serve



## Team to Serve



## Positional or Rotation Fault



## Penetration into the Opponent Court

Ball Crossing the Lower Space or the Server Touches the Court (End Line) or the Player Steps Outside His/Her Court at the Moment of the Service Hit

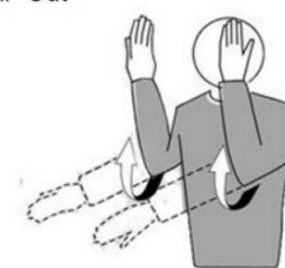


# R1 / Up Ref Calls (cont)

Ball "In"



Ball "Out"

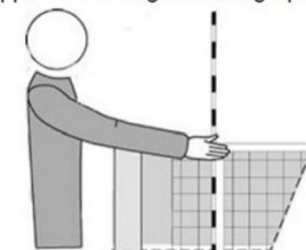


Ball Touched



Call	Explanation	Signal Description
<b>Ball In</b>	Ball lands inside the court	Hold both arms out from the body at a downward 45 degree angle towards the court with palms down
<b>Ball Out</b>	Ball lands outside the court without being touched by the defending team or an antenna violation is assessed	Hold both arms out in front of the body at an upward 90 degree angle with palms towards the face
<b>Ball Touched</b>	Ball makes contact with a player on the defensive team	Hold left arm up with 90 degree bend in the elbow with back of hand facing the Up ref and brush right hand's fingers against the left hand's fingers
<b>Net Violation</b>	A player from either side makes contact with the net between the antennae	Hold one arm straight out in front of the body & against the net
<b>4 Contacts</b>	Team contacts the ball 4 times in a row during a play	Hold up 4 fingers on one hand
<b>Double Contact</b>	Player makes contact with the ball twice, consecutively on either the 2 <sup>nd</sup> or 3 <sup>rd</sup> contact (this is allowed on the first contact if it was made in a single attempt)	Hold up 2 fingers, like the peace sign

(1) Net Touched by Player  
(2) Served Ball Fails to Pass to the Opponent Through Crossing Space



Four Hits



Double Contact



# R1 / Up Ref Calls (cont)

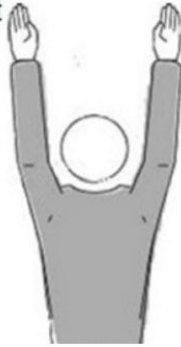
Catch



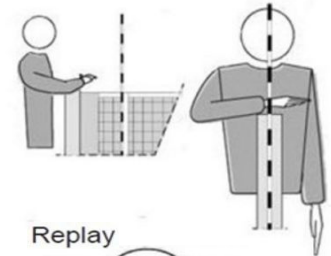
Attack Hit Fault



Blocking Fault or Screening



Reaching Beyond the Net



Replay




Substitution



Call	Explanation	Signal Description
<b>Lift/Catch</b>	Ball comes to rest in a players hand(s) or contact point	Hold hand out palm up & raise it toward the ceiling
<b>Illegal Attack</b>	Either 1) back row player steps over the 3 meter line while attempting to attack the ball, 2) the libero hand sets a front row attack while in front of the 3 meter line, or 3) the libero attacks the ball above the plane of the net from anywhere on the court	Make a downward motion with the forearm, hand open
<b>Illegal Block</b>	A back row player participates (above the plane of the net) in a block that made contact with the ball	Raise both arms vertically, palms forward
<b>Reaching Over the Net</b>	A player reaches beyond the vertical plane of the net to play the ball on the other side. Blocking an attack is the exception to this rule.	Place a hand above the net, palm facing downwards
<b>Replay</b>	Either due to outside interference or an inability to call a play, the previous rally will be replayed.	Raise both thumbs vertically
<b>Substitution</b>	A team substitutes one player on the court for one player on the sideline (not used for Libero)	Circular motion of the forearms around each other

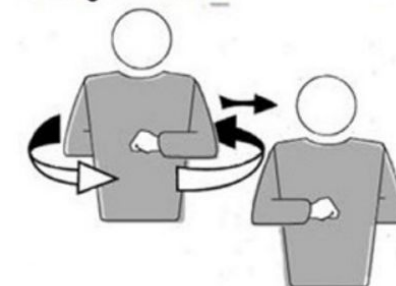
# R1 / Up Ref Calls (cont)



End of Set or Match



Change of Courts



Misconduct Warning  
Misconduct Penalty



Expulsion



Call	Explanation	Signal Description
<b>Timeout</b>	A team calls a timeout between rallies, before the 2 minute warning	Place the palm of one hand over the fingers of the other, held vertically (forming a "T") and then indicate the requesting team
<b>End of Set/Match</b>	Play has ended for the set/match	Cross the forearms in front of the chest, hands open
<b>Change Sides</b>	Teams must change sides between sets 1 and 2. Use this signal after the End of Set signal	Raise the forearms front and back and twist them around the body
<b>Warning/ Penalty</b>	A player is exhibiting offensive conduct or aggression as outlined in the DCPVL Rules of Play. Warning is usually given before penalty, but is not required. Policy around penalties are outlined in the Rules of Play	Show a yellow card for warning. Show a red card for penalty
<b>Expulsion</b>	A player has been warned and penalized, but continues to exhibit offensive conduct or aggression as outlined in the DCPVL Rules of Play. Player is expelled from the match	Show both cards jointly for expulsion



# Specific Rules

## ➤ Pursuit

- Pursuit is not allowed in DCPVL

## ➤ Double Contact

- A player is allowed to double contact, as part of a single motion, during the first contact of the ball, either when receiving the serve or receiving an attack
- Spin on the ball after an overhand set does not mean there was a double contact
- R1 officials should be watching the hands, not the ball, during the motion of an over hand set

## ➤ Libero Serving

- The libero is allowed to serve for just 1 of the two positions during any one set, not both. If the libero serves for both then the call is out of rotation.

## ➤ Back Row Attack

- Any player in the back row is not allowed to attack the ball above the height of the net while standing in front of (closer to the net than the back line) the ten foot line. This includes if the setter jump sets in the front row and the ball travels over the plain of the net

# Conclusion

Officiate as you would want your match to be officiated.

# Questions